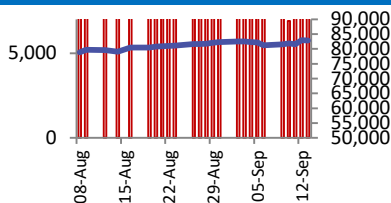
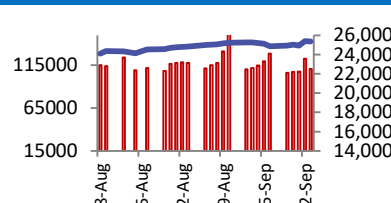


BSE



Open	83092
High	83093
Low	82653
Close	82891
Change	-72
Volume (Lacs)	7679
Turnover (Rs.inCr)	8043

NSE



Open	25430
High	25431
Low	25292
Close	25357
Change	-32
Volume(Lacs)	37944
Turnover(Rs.in Cr)	110709

World Markets	Current	Previous	Pt. Chg	Var(%)
Dow	41394	41097	297	0.7%
Dow Futures	41463	41427	36	0.1%
Nasdaq	17684	17570	114	0.7%
FTSE	8273	8241	32	0.4%
Nikkei	36582	36582	Closed	Closed
Hang Seng	17274	17369	(95)	-0.5%
Gift Nifty	25442	25412	30	0.1%
Straits Singapore	3550	3563	(12)	-0.3%
South Korea	2575	2575	Closed	Closed
Taiwan	21781	21760	21	0.1%
Shanghai	2704	2704	Closed	Closed

Commodity Prices	Current	Previous	Pt. Chg	Var(%)
Copper (\$/MT)	9308	9216	92.5	1.0%
Alumin (\$/MT)	2471	2416	55.5	2.3%
Zinc (\$/MT)	2905	2856	48.5	1.7%
Brent Crude (\$/bbl)	71.7	71.6	0.1	0.2%
Gold (\$/Ounce)	2585	2578	7.5	0.3%
Silver (\$/Ounce)	31.0	30.7	0.3	0.8%
Light Crude (\$/bbl)	68.9	68.7	0.2	0.3%
N G (\$/mmbtu)	2.3	2.3	(0.0)	-1.5%
Sugar (\$/MT)	527.9	527.1	0.8	0.2%
Rubber (Rs./kg)	230.0	231.0	(1.0)	-0.4%
Baltic Dry Index	1890	1927	(37.0)	-1.9%

Currency Exchange Rate	Current	Previous	Var(%)
Rs./\$ rate	83.90	83.98	-0.09%
Rs./ Euro	93.07	92.50	0.61%
Rs./Chinese Yuan	11.82	11.82	0.00%
Yen /\$ rate	140.53	140.85	-0.23%
\$ US/Euro	1.11	1.11	0.14%

Dollar Index	Current	Previous	Var(%)
Dollar Index	105.26	105.28	-0.02%

Support/ Resistance Levels for Today		
	Nifty	Bank Nifty Fut
Support 1	25300	51700
Support 2	25240	51500
Resistance	25440	52180

Securities in Ban For Trade	
AARTIIND	BALRAMCHIN
BANDHANBNK	CHAMBLFERT
GRANULES	HINDCOPPER
RBLBANK	

Market Review

US: US stock market ended higher on Friday on hopes of a bigger interest rate cut by the Federal Reserve this week.

Asia: Asian markets opened mixed on Monday after the downbeat China's economic data. Markets in Japan, China, South Korea and Indonesia are closed for holiday.

India: On Friday, Indian stock market indices ended with minor losses amid profit booking at higher levels. **Market is expected to open gap up and likely to witness positive move during the day.**

Global economy: Chinese industrial production and retail sales grew less than expected in Aug, while unemployment rose amid growing signs that economic conditions in the country were deteriorating. Industrial production rose 4.5% year-on-year in August. The reading was lower than expectations for a rise of 4.5%, and weakened from the 5.1% rise seen in July. The reading indicated that factory activity- which has been among the few bright spots in the Chinese economy- was under pressure from sluggish local demand and increased trade restrictions imposed by the West. Retail sales grew 2.1% in Aug, missing expectations of 2.5% and slowing from the 2.7% seen in the prior month. The reading showed a further deterioration in local demand, which has been the key driver of a persistent disinflationary trend in China over the past few years. China's unemployment rate unexpectedly rose to 5.3% from 5.2%.

Peru's economy expanded for the fourth month in a row in July fueled by all sectors except agriculture, continuing the country's recovery following a recession last year. Manufacturing in July rose 10.91% while the mining and hydrocarbons sector expanded 3.10%, driven by metallic mining activity including growth in molybdenum concentrate and silver. The agriculture sector shrank 3.93%, due to smaller planted areas, weather issues and some early harvesting, which led to lower volumes of olives, dry beans, paprika, potatoes, cocoa and hard yellow corn.

Commodities: Gold prices rose slightly on Monday, supported by a weaker dollar and the possibility of a more aggressive rate cut by the U.S. Federal Reserve at its upcoming policy meeting.

Oil prices edged up in early trade on Monday amid expectations of a U.S. interest rate cut this week, though gains were capped by U.S. supply resumptions following Hurricane Francine and weaker China data.

Currency: The Indian Rupee holds steady on Monday despite a weaker US Dollar. The decline in crude oil prices, strong foreign institutional inflows into the Indian stock market and the odds of an outsized Fed Reserve rate cut at its upcoming monetary policy meeting on Wednesday might support the INR.

FII Derivative Transactions (Rs. Cr)

Contracts	Purchase		Sell		Net	Open Interest (OI)		OI (Previous day)		Change	
	Contract	Value	Contract	Value		Contract	Value	Contract	Value	Contract	Value
Index Future	42695	2977	24191	1638	1339	601115	39694	614541	40640	(13426)	(946)
Index Option	16226110	1116272	16286632	1118488	(2216)	5928671	396333	4700523	316213	1228148	80120
Stock Future	285879	23397	350366	28451	(5054)	4212030	337699	4190211	334897	21819	2802
Stock Option	655003	54337	672885	55713	(1376)	631240	51010	598258	48101	32982	2909
Total	17209687	1196983	17334074	1204290	(7307)	11373056	824736	10103533	739851	1269523	84885

FII All Activity-BBG (Rs Cr)	Buy	Sell	Net
6-Sep-24	20265	18323	1943
9-Sep-24	15087	13952	1134
10-Sep-24	17619	14657	2962
11-Sep-24	16685	13815	2870
12-Sep-24	23739	15767	7972
Month to date- Sep	168828	142470	26358
FII (Prov.) (Rs Cr)	Buy	Sell	Net
9-Sep-24	14679	13503	1177
10-Sep-24	12154	12429	(275)
11-Sep-24	15415	13660	1755
12-Sep-24	23301	15606	7695
13-Sep-24	15983	13618	2365
Month to date-Sep	165692	150545	15147
DII (Prov.) (Rs. Cr)	Buy	Sell	Net
9-Sep-24	12173	10416	1757
10-Sep-24	12154	12429	(275)
11-Sep-24	11402	11171	231
12-Sep-24	13691	15491	(1801)
13-Sep-24	11156	8624	2532
Month to date-Sep	129067	119181	9886
FII Debt - BBG (Rs. Cr)	Buy	Sell	Net
6-Sep-24	2348	816	1532
9-Sep-24	9520	914	8606
10-Sep-24	1570	1040	530
11-Sep-24	2129	1106	1024
12-Sep-24	4326	1257	3069
Month to date- Sep	24137	9098	15039

Market Breadth	BSE		NSE	
	No.	%	No.	%
Advance	2454	60%	1700	61%
Decline	1517	37%	1043	37%
Unchanged	96	2%	65	2%

Market Turnover	13-Sep	12-Sep	Var (%)
BSE Cash	8043	7073	14%
NSE Cash	110709	122765	-10%
NSE Futures	130567	184214	-29%
NSE Options	12416468	58354643	-79%
Total (Rs.Cr)	12665787	58668694	-78%

Volatility Index	13-Sep	12-Sep
Volatility Index	12.55	13.18

Index PE - TTM	13-Sep	Yr. High	Yr. Low
Sensex	24.3	26.0	21.8
Nifty	23.6	28.8	20.3

Corporate News

Dixon Tech will soon make ASUS notebooks in India

Padget Electronics - a subsidiary of Dixon Technologies - has signed an MoU with ASUS to manufacture notebooks in India. ASUS is a multi-national company known for motherboards and high-quality personal computers as well as a leading consumer notebook vendor. Dixon is also planning a new campus in Chennai, for which a site has been identified. The company is targeting to start with the facility by Q4FY25 or Q1FY26, it had said in August. The capacity of the new Chennai plant is going to be almost 1.5 million units per year with a capex in the range of around Rs 150 cr. (ET)

Thermax arm bags repeat order of Rs 516 crore

Thermax Babcock & Wilcox Energy Solutions (TBWES), a wholly owned subsidiary of Thermax, has received a repeat order worth Rs 516 crore for setting up another 300 MW energy project from an industrial conglomerate in Botswana, Southern Africa. This order is part of the second phase of a 600 MW project being developed by the major, positioning Thermax as the sole partner for the entire project. TBWES will supply two 550 TPH CFBC (circulating fluidised bed combustion) boilers and will undertake complete responsibility for designing, engineering, manufacturing, testing, supply, supervision of erection & commissioning, and performance testing. (ET)

Economy

Customs duty on crude, refined sunflower and soyabean oil increased

The Indian government has increased the customs duty on crude and refined sunflower, effective from Saturday. The effective duty on these crude oils and refined oils will increase from 5.5% to 27.5% & from 13.75% to 35.75%, respectively. (ET)

China to open anti-dumping probe on halogenated butyl rubber imports from Canada, Japan, India

China country will begin an anti-dumping investigation into halogenated butyl rubber imported from Canada, Japan and India from Saturday. Halogenated butyl rubber is commonly used in the production of tires, pharmaceutical stoppers, sealants and other products. (ET)

International

Alcoa to sell its 25.1% stake in Ma'aden JV for \$1.1 bn

U.S. aluminium maker Alcoa would sell a 25.1% stake in its Ma'aden joint venture to Saudi Arabian mining company Ma'aden for \$1.1 billion. The transaction includes approximately 86 million shares of Ma'aden and \$150 million in cash, Alcoa said in a statement, adding that it expects to close the deal in the first half of 2025. In July, Alcoa posted quarterly revenue of \$2.9 billion, beating expectations of \$2.8 billion. (Inv)

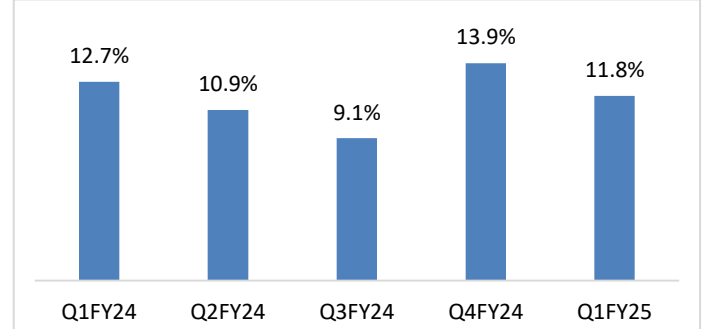
Top 5 Nifty Gainers	13-Sep	12-Sep	Var(%)
WIPRO	551	530	3.9%
BAJFINANCE	7599	7428	2.3%
BAJAJFINSV	1894	1855	2.1%
INDUSINDBK	1464	1443	1.4%
AXISBANK	1217	1203	1.2%
Top 5 Nifty Losers	13-Sep	12-Sep	Var(%)
SBILIFE	1847	1876	-1.6%
ADANIPTS	1452	1473	-1.4%
HDFCLIFE	705	715	-1.3%
COALINDIA	490	496	-1.1%
ITC	514	520	-1.1%

BSE Index Watch	Last	1 day	1 wk	1 mth	1 yr
SENSEX	82891	-0.1%	2.1%	3.1%	22.2%
MIDCAP	49244	0.5%	1.5%	3.9%	51.5%
SMLCAP	57128	1.0%	2.1%	6.1%	51.0%
AUTO	58309	0.2%	1.1%	0.8%	56.9%
BANKEK	58909	0.3%	2.8%	2.2%	13.6%
Capital Goods	72654	0.1%	2.1%	-0.3%	54.4%
FMCG	23692	-0.6%	2.6%	4.9%	26.0%
Health Care	44309	0.1%	1.9%	7.6%	54.5%
IT	43984	0.5%	2.7%	5.9%	31.4%
METAL	31883	0.7%	1.8%	3.4%	35.8%
Oil & Gas	30691	-0.5%	-3.2%	-3.7%	59.4%
Power	8212	-0.3%	2.8%	-0.2%	77.6%
Realty	8232	1.8%	2.0%	0.5%	75.4%

NSE USD Futures	13-Sep	12-Sep	Var (%)
Sept Expiry (Rs./\$)	83.64	83.64	0.0%
Oct Expiry (Rs./\$)	83.70	82.98	0.9%
Total Turnover (Rs. Crore)	1388	3998	-65%

Sectors	TTM PE
Auto	33.86
Auto Ancillary	54.01
Banking	14.81
Engineering	45.12
Cement	86.73
Diamonds & Jewellery	53.88
Housing Finance	25
Infrastructure & Const	37.24
Metals-Aluminium	38.84
Metal – Steel	19.93
Oil Expl.	14.93
Pharma	11.57
Power – Gen. Supp.	47.35
Information Tech.	27.23
Sugar	24.09
Telecom Serv. Prov.	87.53
Tyres	28.75

Berger Paints Ltd. - Volumes Growth YoY
(Source: Company Data)



10 year G-Sec Yield	Current	Previous	Change
US	3.65%	3.67%	(2) bps
Japan	0.85%	0.87%	(2) bps
India	6.79%	6.81%	(1) bps
UK	3.77%	3.78%	(1) bps
Libor 3 Mths	5.20%	5.21%	(1) bps

Indian Eco Data	Current	Previous	Var(%)
Forex Reserve (US\$ in bn)	654	652	0.3%
Inflation - WPI	2.04%	3.36%	(132) bps
Inflation - CPI	3.65%	3.60%	5 bps

India GDP Growth	Q1FY25	Q4FY24	Var(%)
Growth	6.70%	7.76%	(106)bps

Monetary Policy	Current	Previous	Change
Repo Rate	6.50%	6.50%	0 bps
Reverse Repo Rate	3.35%	3.35%	0 bps
CRR	4.50%	4.50%	0 bps
O/S Banking System Liquidity (Rs bn)	1790	1730	60.0

IIP Growth %	Jul-24	Jul-23	Apr-Feb
IIP	4.8	6.2	5.5
Mining	3.7	10.7	6.8
Manufacturing	4.6	5.3	4.5
Electricity	7.9	8.0	9.0

ADR Price Movement

Company	Price (US\$)	Volume	Previous Day Price	Volume	Variance (%)	No. of Share Per ADR	ADR Price (Rs.)	BSE Price	Variance (%)
Infosys Tech	23.20	5273419	23.25	5643344	-0.22%	1	1946.42	1944.10	0.1%
Wipro	6.56	981679	6.36	1463601	3.14%	1	550.37	550.60	0.0%
Dr.Reddy's	80.37	209764	80.25	213363	0.15%	1	6742.84	6660.70	1.2%
ICICI Bank	29.62	6887900	29.62	3268074	0.00%	2	1242.52	1250.35	-0.6%
HDFC Bank	62.60	2741205	62.48	2222233	0.19%	3	1750.66	1665.95	5.1%

GDR's (US\$)

	Prices	Prev. Close	Change	Var %
L&T	43.10	43.30	(0.2)	-0.5%
RIL	70.60	70.30	0.3	0.4%
SBI	94.50	93.70	0.8	0.9%

US Economy Data	Current	Previous
Inflation (%) (YoY)	2.50%	2.90%
Unemployment (%)	4.30%	4.10%

Interest Rate (%)	Current	Previous
Fed Rate	5.50%	5.50%

US GDP	Q2CY24	Q1CY24
Growth (QoQ Annualized)	3.00%	1.40%

China Economy Data	Current	Previous
GDP	4.70%	5.30%
Inflation – CPI (%)	0.60%	0.50%

Economic Calendar

	Date
Indian GDP Data	29 Nov
Indian Inflation Data CPI	14 Oct
Indian Inflation Data WPI	17 Sep
Indian Monetary Policy	09 Oct
India's Industrial Production (IIP)	11 Oct
US Inflation Data	10 Oct
US GDP	26 Sep
US Unemployment Data	16 Sep
US Fed Rate	18 Sep
China GDP	18 Oct
China Inflation Data	13 Oct

Event Update

Name	Date	Purpose
Capri Global Capital Ltd.	09-09-2024	Rs.0.15 per share(15%)Final Dividend
Franklin Industries Ltd.	09-09-2024	Bonus issue
Ganesha Ecoverse Ltd.	09-09-2024	Right Issue of Equity Shares
Gujarat Gas Ltd.	09-09-2024	Rs.5.66 per share(283%)Final Dividend
Gujarat State Fertilizers & Chemicals Ltd.	09-09-2024	Rs.4.00 per share(200%)Final Dividend
Lambodhara Textiles Ltd.	09-09-2024	Rs.0.50 per share(10%)Final Dividend
Luharuka Media & Infra Ltd.	09-09-2024	Rs.0.02 per share(2%)Final Dividend
Lumax Auto Technologies Ltd.	09-09-2024	Rs.5.50 per share(275%)Final Dividend
Star Housing Finance Ltd.	09-09-2024	Rs.0.075 per share(1.5%)Final Dividend
Strides Pharma Science Ltd.	09-09-2024	Rs.2.50 per share(25%)Final Dividend
DAPS Advertising Ltd.	10-09-2024	Rs.0.15 per share(1.5%)Final Dividend
Indo Cotspin Ltd.	10-09-2024	Bonus issue
Jai Corp Ltd.	10-09-2024	Buy Back of Shares
National Plastic Technologies Ltd.	10-09-2024	Rs.1.00 per share(10%)Final Dividend
Vedanta Ltd.	10-09-2024	Third Interim Dividend
Andhra Paper Ltd.	11-09-2024	Stock Split from Rs.10/- to Rs.2/-
BCL Industries Ltd.	11-09-2024	Rs.0.25 per share(25%)Final Dividend
Insecticides (India) Ltd.	11-09-2024	Buy Back of Shares
Pondy Oxides & Chemicals Ltd.	11-09-2024	Rs.5.00 per share(50%)Final Dividend
TV Today Network Ltd.	11-09-2024	Rs.8.50 per share(170%)Final Dividend
Acceleratebs India Ltd.	12-09-2024	Bonus issue
Eldeco Housing & Industries Ltd.	12-09-2024	Rs.8.00 per share(400%)Final Dividend
Excel Industries Ltd.	12-09-2024	Rs.5.50 per share(110%)Final Dividend

Bulk Deal As On 13/09/24

BSE					
Security Code	Security Name	Client Name	Deal	Quantity	Price
538351	AFEL	MULTIPLIER SHARE & STOCK ADVISORS PRIVATE LIMITED	S	100000	13.8
538351	AFEL	SMITA KHURANA	B	100000	13.92
500820	ASIANPAINT	HIREN HOLDINGS PRIVATE LIMITED	S	120000	3321
500820	ASIANPAINT	UPNISHAD TRUSTEE ADVISORY SERVICES PRIVATE LIMITED	B	120000	3321
543497	BCCL	NNM SECURITIES PVT LTD	S	81600	66.27
543497	BCCL	NNM SECURITIES PVT LTD	B	1600	64
524396	BIOFILCHEM	ANKITA VISHAL SHAH	S	202887	79.5
524396	BIOFILCHEM	ANKITA VISHAL SHAH	B	2887	76.99
524396	BIOFILCHEM	MARWADI CHANDARANA INTERMEDIARIES BROKERS PRIVATE LIMITED	S	40010	79.07
524396	BIOFILCHEM	MARWADI CHANDARANA INTERMEDIARIES BROKERS PRIVATE LIMITED	B	90010	79.5
539598	CGFL	NIRAJ RAJNIKANT SHAH	B	100000	141
539598	CGFL	PRASHANT NARINDERLAL CHADHA	S	126092	141.47
531099	CHECKPOINT	GAGAN RAJESH KAPOOR	B	112000	8.36
531099	CHECKPOINT	TARA DEVI TOSHNIWAL	S	155000	8.33
522001	CRANEX	VIMAAN FINTRADE	B	37500	179.53
512379	CRESSAN	NIRAJ RAJNIKANT SHAH	S	2211590	14.73
512379	CRESSAN	NIRAJ RAJNIKANT SHAH	B	2019000	14.72
544220	CTLLAB	BINABEN BIPINKUMAR MEHTA	B	14400	80.1
544220	CTLLAB	BIPINKUMAR RAMESHCHANDRA MEHTA	S	14400	80.1
543516	DHYAANITR	DARSHAN DAVE	S	30800	24.4
543516	DHYAANITR	HARESH CHIMANLAL BHATT	B	78400	24.5
543516	DHYAANITR	HITESHA VISHAL DAVE	S	36400	25.08
543516	DHYAANITR	INDAL SINGH	S	28000	24.45
543516	DHYAANITR	INDAL SINGH	B	30800	24.24
543516	DHYAANITR	KRISHNA TRADE FINANCE	S	58800	24.47
543516	DHYAANITR	KRISHNA TRADE FINANCE	B	75600	24.51
543516	DHYAANITR	LAXMAN HARKISHAN NARANG	S	84000	23.52
543516	DHYAANITR	PARIMAL JASHVANTBHAI MODI (HUF)	B	106400	23.51
543516	DHYAANITR	RESHMA GAURANGBHAI NATHVANI	S	36400	23.55
543516	DHYAANITR	ROHAN BHUSHAN SETH	B	98000	23.59
543516	DHYAANITR	SHIV SHAKTI TRADING COMPANY	S	218400	23.57
543516	DHYAANITR	SHIV SHAKTI TRADING COMPANY	B	162400	24.57
543516	DHYAANITR	SHREE SADGURU INVESTMENTS	S	36400	23.58
543516	DHYAANITR	VIBHABHUPENDOSHI	B	56000	23.75
532922	EDELWEISS	EDELWEISS EMPLOYEES WELFARE TRUST	S	5000000	114.12
531364	EKANSH	RAVI OMPRAKASH AGRAWAL	S	100000	95.94
512443	GANONPRO	DEVENDRA BHATNAGAR	S	96650	10.34
512443	GANONPRO	KIRAN KUMAR KANTIBHAI SHETH	B	49000	10.37
512443	GANONPRO	PRITHVI FINMART PRIVATE LIMITED	S	50010	10.33
512443	GANONPRO	PRITHVI FINMART PRIVATE LIMITED	B	25000	10.38
509563	GARWAMAR	MULTIPLIER SHARE & STOCK ADVISORS PRIVATE LIMITED	B	29569	55.9
542918	GIANLIFE	GAURAV MANOCHA	B	84000	23.16
542918	GIANLIFE	PRAGNESH ROHITKUMAR PANDYA	S	60741	22.93
542918	GIANLIFE	PRAGNESH ROHITKUMAR PANDYA	B	60741	22.99
542918	GIANLIFE	SUNDIIP DEVAADIGAA	S	297805	23.11
542918	GIANLIFE	TEJESH HASMUKH SHAH	B	226001	23.14
531913	GOPAIST	RAHULGOVINDBINNANI	B	40000	8.33

531913	GOPAIST	SUMANCHEPURI	S	29075	8.35
530663	GOYALASS	VANDANATIWARI	B	1438951	2.02
539175	INDRAIND	SHAILESH DHAMELIYA	B	71290	8.49
526001	JAUSPOL	LOKESH MAKRANI	S	46920	6.62
538794	JETINFRA	SHREEYANSH EDUTRADE LLP	B	100000	30.01
543747	KAMOPAINTS	HEMALI PATHIK THAKKAR	B	1700000	51.32
543747	KAMOPAINTS	SKSE SECURITIES LIMITED CORP CM/TM PROP A/C	S	3797403	51.32
531357	MERCURYEV	EPITOME TRADING AND INVESTMENTS	S	925293	96.95
531357	MERCURYEV	EPITOME TRADING AND INVESTMENTS	B	925293	96.97
531357	MERCURYEV	WEALTH 4 U HOSPITALITY CONSULTANCY PRIVATE LIMITED	S	3500000	96.97
535910	MMLF	POWER SOLUTIONS	S	1000000	10.87
540809	MRCAGRO	KIRAN KUMAR KANTIBHAI SHETH	B	117000	14.36
530219	NUTRICIRCLE	PURV DIPAKKUMAR PATEL	S	1556	211.6
504378	NYSSACORP	DHANANJAY CHOUBEY	B	718773	7.25
504378	NYSSACORP	GRACEUNITED DEVELOPERS PVT.LTD.	S	405005	7.25
540198	OSIAJEE	SAROJ GUPTA	B	36139	48
540198	OSIAJEE	SUKHWINDER KAUR	S	28000	48
523483	PACIFICI	BRG BROTHERS LLP .	S	35230	292.33
523483	PACIFICI	GRANDLIFE HEALTHCARE PRIVATE LIMITED .	B	65243	300.36
512217	PRISMMEDI	PIYUSH MAKHIJANI	S	75000	32.12
512217	PRISMMEDI	SANDEEP PRAKASHCHANDRA JAIN (HUF)	B	50000	33.47
512217	PRISMMEDI	SHALIN MAHESHBHAI SHAH	B	51287	33.25
512217	PRISMMEDI	TEJESH HASMUKH SHAH	S	211841	32.87
512217	PRISMMEDI	VIRENDRA GUPTA HUF	S	26148	32.48
512217	PRISMMEDI	VIRENDRA GUPTA HUF	B	36148	33.07
512217	PRISMMEDI	YUGA STOCKS AND COMMODITIES PRIVATE LIMITED .	B	100000	33.52
512591	PULSRIN	CHIRAG JAGDISHBHAI GELOT	S	989963	15.36
536659	PVVINFRA	F3 ADVISORS PRIVATE LIMITED	B	300000	8.1
536659	PVVINFRA	MANBHUPINDER SINGH ATWAL	S	450000	8.1
538452	QUASAR	PARESHBHAI DULABHAI KAKDIYA	S	34800	23.51
538452	QUASAR	PARESHBHAI DULABHAI KAKDIYA	B	1000	22.9
538452	QUASAR	SKSE SECURITIES LIMITED CORP CM/TM PROP A/C	B	98226	23.5
541601	RAJNISH	NIRAJ RAJNIKANT SHAH	S	110000	3.34
541601	RAJNISH	NIRAJ RAJNIKANT SHAH	B	5000000	3.3
544236	RAL	POONAM RAJEEV MAHESHWARI	S	14400	85.82
544236	RAL	POONAM RAJEEV MAHESHWARI	B	14400	84.54
532918	RATHIBAR	RIMPY MITTAL	S	116606	52.42
532918	RATHIBAR	RIMPY MITTAL	B	116606	51.89
543936	SENCO	JAI HANUMAN SHRI SIDDHIVINAYAK TRUST	S	750001	1227.88
531944	SERVOTEACH	GLADIS MENEZES	S	29181	30.21
534708	SHANTIGURU	SAVITA ESHWAR JADHAV	S	126000	21.92
530977	SKCIL	GKK CAPITAL MARKETS PRIVATE LIMITED	B	100000	241
530977	SKCIL	TEAM INDIA MANAGERS LTD	S	101840	241.03
543924	SONALIS	HUKAMSINH ANOPSINH ZALA	B	16000	88.72
539217	SRESTHA	ISH TRAVEL & TOURS PRIVATE LIMITED	S	282000	1.72
539217	SRESTHA	ISH TRAVEL & TOURS PRIVATE LIMITED	B	5397000	1.72
539217	SRESTHA	SAHIL BIPIN MEHTA	S	11457855	1.72
540914	SRUSTEELS	SRESTHA FINVEST LIMITED	S	59952	12.94
540914	SRUSTEELS	SRESTHA FINVEST LIMITED	B	5196	12.53
539026	SSPNFIN	ASHOK KUMAR SINGH	S	72000	8.3
539026	SSPNFIN	ESPS CAPITAL ADVISORS PVT LTD	B	72000	8.3
538733	STARLIT	PCM POWER GENERATION PRIVATE LIMITED	S	72245	3.66
543828	SUDARSHAN	G G ENGINEERING LIMITED	S	121600	288.2

543828	SUDARSHAN	GLOBALWORTH SECURITIES LIMITED	B	158400	288.2
543828	SUDARSHAN	RAJAN GUPTA	S	312000	288.2
543828	SUDARSHAN	SAROJ GUPTA	S	608000	288.2
521005	TITANIN	MANI SOFTWARE TECHNOLOGIES PVT LTD	S	73314	43.96
521005	TITANIN	MANI SOFTWARE TECHNOLOGIES PVT LTD	B	146119	43.9
539291	VASUDHAGAM	HEMA JAYPRAKASH BHAVSAR	S	183700	19
539291	VASUDHAGAM	JIGAR MUKESHBHAI SHAH	S	127251	19
539291	VASUDHAGAM	JYOTI SINGH	S	94680	19
539291	VASUDHAGAM	JYOTI SINGH	B	50500	18.99
539291	VASUDHAGAM	YOGESH JOTIRAM KALE	S	100000	19
526441	VISIONCINE	PAVANKUMAR DONEPUDI	S	365059	1.18
501370	WALCHPF	VIKKRAMM CHANDIRRAMANI	S	16519	193.9

NSE

Security Code	Security Name	Client Name	Deal	Quantity	Price
DUCON-RE	Ducon Infratech Ltd	AMIT GARG	BUY	387435	1.98
DUCON-RE	Ducon Infratech Ltd	BANHEM STOCK BROKING PRIVATE LIMITED BANHEM STOCK	BUY	369487	2.1
DUCON-RE	Ducon Infratech Ltd	PRATIK BANJI DABHI	SELL	1500000	1.95
EDELWEISS	Edelweiss Fin Serv Ltd	ABU DHABI INVESTMENT AUTHORITY	BUY	3568500	124
EDELWEISS	Edelweiss Fin Serv Ltd	ASHOKA INDIA EQUITY INVESTMENT TRUST PLC	BUY	660300	124
EDELWEISS	Edelweiss Fin Serv Ltd	EDELWEISS EMPLOYEES WELFARE TRUST	SELL	9879000	124
EDELWEISS	Edelweiss Fin Serv Ltd	EDELWEISS EMPLOYEES WELFARE TRUST	SELL	9879000	124
EDELWEISS	Edelweiss Fin Serv Ltd	INDIA ACORN ICAV	BUY	5373800	124
EDELWEISS	Edelweiss Fin Serv Ltd	INDIA ACORN ICAV	BUY	5373800	124
EDELWEISS	Edelweiss Fin Serv Ltd	INDIA ACORN ICAV - ASHOKA WHITEOAK EMERGING MARKETS EQUITY FUND	BUY	276400	124
GATECHDVR	GACM Technologies Limited	MULTIPLIER SHARE & STOCK ADVISORS PRIVATE LIMITED	SELL	738554	1.3
GODREJAGRO	Godrej Agrovet Limited	V-SCIENCES INVESTMENTS PTE LTD	SELL	2710000	785.13
IPHL	Indian Phosphate Limited	MANSI SHARE AND STOCK ADVISORS PVT LTD	SELL	174000	131.68
JAGSNPHARM	Jagsonpal Pharma Ltd.	INFINITY HOLDINGS	SELL	2200000	400
JAGSNPHARM	Jagsonpal Pharma Ltd.	INFINITY HOLDINGS	SELL	2200000	400
JAGSNPHARM	Jagsonpal Pharma Ltd.	INFINITY PORTFOLIO HOLDINGS	BUY	2200000	400
JAGSNPHARM	Jagsonpal Pharma Ltd.	INFINITY PORTFOLIO HOLDINGS	BUY	2200000	400
KAMOPAINTS	Kamdhenу Ventures Limited	ONE SGG VENTURES LLP	SELL	2000000	51.33
KAMOPAINTS	Kamdhenу Ventures Limited	UMESH PARASMAL PAGARIYA	SELL	2398891	51.35
MVGJL	Manoj Vaibhav Gem N Jew	GRAVITON RESEARCH CAPITAL LLP	BUY	345541	294.66
MEDIASSIST	Medi Assist Health Ser L	ADITYA BIRLA SUN LIFE MUTUAL FUND	BUY	400000	635
MEDIASSIST	Medi Assist Health Ser L	HDFC MUTUAL FUND	BUY	1250000	635
MEDIASSIST	Medi Assist Health Ser L	ICICI PRUDENTIAL MUTUAL FUND	BUY	500000	635
MEDIASSIST	Medi Assist Health Ser L	MEDIMATTER HEALTH MANAGEMENT PRIVATE LIMITED	SELL	3330000	635.33
JAIPURKURT	Nandani Creation Limited	VIJIT TRADING	BUY	90000	44.2
PATANJALI	Patanjali Foods Limited	GQG PARTNERS EMERGING MARKETS EQUITY FUND	BUY	4503762	1854
PATANJALI	Patanjali Foods Limited	PATANJALI AYURVED LIMITED	SELL	9792880	1854.08
PPSL	Picturepost Studios Ltd	CHANAKYA OPPORTUNITIES FUND I	SELL	150000	36
PPSL	Picturepost Studios Ltd	MSN HOLDINGS LIMITED	BUY	180000	36
PRIZOR	Prizor Viztech Limited	JINENDRA KUMAR JAIN	SELL	59200	127.84
PRIZOR	Prizor Viztech Limited	P ANITHA .	BUY	60800	124.8
RAJMET	Rajnandini Metal Limited	HET RAM	SELL	1400000	11.36
ROXHITECH	Rox Hi Tech Limited	AJAPA BOSE	SELL	128000	116.15
BALCO	Solve Plastic Products L	EPITOME TRADING AND INVESTMENTS	BUY	28800	62.1
BALCO	Solve Plastic Products L	MANSI SHARE AND STOCK ADVISORS PVT LTD	SELL	63600	62.53
SUPREMEINF	Supreme Infrastructure In	HAYYAN ALI MALALLAH AL LAWATI	SELL	176337	80.2
VSCL	Vadivarhe Spclty Chem Ltd	SUNIL HARIPANT POPHALE	SELL	300000	75.45
VIESL	Vision Infra Equip Sol L	SUNIL SHARMA	BUY	172800	206.87
VLEGOV	VL E Gov and IT Sol Ltd	KAVIN VINOD SHAH	BUY	740000	129
VLEGOV	VL E Gov and IT Sol Ltd	NJD CAPITAL PRIVATE LIMITED	SELL	750000	130.03
ZEEMEDIA	Zee News Limited	ANVIVUD INNOVATIONS LLP	BUY	3837000	13.03

Disclosure:

Research Reports that are published by Nirmal Bang Securities Private Limited (hereinafter referred to as “NBSPL”) are for private circulation only. NBSPL is a registered Research Analyst under SEBI (Research Analyst) Regulations, 2014 having Registration no. INH000001766. NBSPL is also a registered Stock Broker with National Stock Exchange of India Limited, BSE Limited, Metropolitan Stock Exchange of India Limited, Multi Commodity Exchange of India Limited and , National Commodity and Derivative Exchange Limited in Capital Market , Equity and Commodities derivatives segments and Currency Derivatives Segment .

NBSPL has other business divisions with independent research teams separated by Chinese walls, and therefore may, at times, have different or contrary views on stocks and markets.

NBSPL or its associates have not been debarred / suspended by SEBI or any other regulatory authority for accessing / dealing in securities Market since last 20 years. NBSPL, its associates or analyst or his relatives do not hold any financial interest (Except Investment) in the subject company. NBSPL or its associates or Analyst do not have any conflict or material conflict of interest at the time of publication of the research report with the subject company. NBSPL or its associates or Analyst or his relatives may or may not hold beneficial ownership of 1% or more in the subject company at the end of the month immediately preceding the date of publication of this research report.

NBSPL or its associates / analyst has not received any compensation / managed or co-managed public offering of securities of the company covered by Analyst during the past twelve months. NBSPL or its associates have not received any compensation or other benefits from the company covered by Analyst or third party in connection with the research report. Analyst has not served as an officer, director or employee of Subject Company. NBSPL / analyst has not been engaged in market making activity of the subject company.

Analyst Certification: The research analysts and authors of these reports, hereby certify that the views expressed in this research report accurately reflects my/our personal views about the subject securities, issuers, products, sectors or industries. It is also certified that no part of the compensation of the analyst(s) was, is, or will be directly or indirectly related to the inclusion of specific recommendations or views in this research. The analyst(s) principally responsible for the preparation of this research report and has taken reasonable care to achieve and maintain independence and objectivity in making any recommendations.

Disclaimer:

The Research Report is for the personal information of the authorized recipient and does not construe to be any investment, legal or taxation advice. NBSPL is not soliciting any action based upon it. Nothing in the research report shall be construed as a solicitation to buy or sell any security or product, or to engage in or refrain from engaging in any such transaction. In preparing the research report, we did not take into account the investment objectives, financial situation and particular needs of the reader.

The research report has been prepared for the general use of the clients of NBSPL and must not be copied, either in whole or in part, or distributed or redistributed to any other person in any form. If you are not the intended recipient you must not use or disclose the information in the research report in any way. Though disseminated to all the customers simultaneously, not all customers may receive the research report at the same time. NBSPL will not treat recipients as customers by virtue of their receiving the research report. The research report is not directed or intended for distribution to or use by any person or entity resident in a state, country or any jurisdiction, where such distribution, publication, availability or use would be contrary to law, regulation or which would subject NBSPL & its group companies to registration or licensing requirements within such jurisdictions.

The report is based on the information obtained from sources believed to be reliable, but we do not make any representation or warranty that it is accurate, complete or up-to-date and it should not be relied upon as such. We accept no obligation to correct or update the information or opinions in it. NBSPL or any of its affiliates or employees shall not be in any way responsible for any loss or damage that may arise to any person from any inadvertent error in the information contained in the research report. NBSPL or any of its affiliates or employees do not provide, at any time, any express or implied warranty of any kind, regarding any matter pertaining to this report, including without limitation the implied warranties of merchantability, fitness for a particular purpose, and non-infringement. The recipients of the research report should rely on their own investigations.

This information is subject to change without any prior notice. NBSPL reserves its absolute discretion and right to make or refrain from making modifications and alterations to this statement from time to time. Nevertheless, NBSPL is committed to providing independent and transparent recommendations to its clients, and would be happy to provide information in response to specific client queries.

Before making an investment decision on the basis of research report, the reader needs to consider, with or without the assistance of an adviser, whether the advice is appropriate in light of their particular investment needs, objectives and financial circumstances. There are risks involved in securities trading. The price of securities can and does fluctuate, and an individual security may even become valueless. International investors are reminded of the additional risks inherent in international investments, such as currency fluctuations and international stock market or economic conditions, which may adversely affect the value of the investment. Opinions expressed are subject to change without any notice. Neither the company nor the director or the employees of NBSPL accept any liability whatsoever for any direct, indirect, consequential or other loss arising from any use of the research report and/or further communication in relation to the research report. Here it may be noted that neither NBSPL, nor its directors, employees, agents or representatives shall be liable for any damages whether direct or indirect, incidental, special or consequential including lost revenue or lost profit that may arise from or in connection with the use of the information contained in the research report.

Copyright of this document vests exclusively with NBSPL.

Our reports are also available on our website

Registration granted by SEBI and certification from NISM in no way guarantee performance of NBSPL or provide any assurance of returns to investors.

Nirmal Bang Research (Division of Nirmal Bang Securities Pvt. Ltd.)

B-2, 301/302, Marathon Innova,
Opp. Peninsula Corporate Park
Off. Ganpatrao Kadam Marg
Lower Parel(W), Mumbai-400013
Board No. : 91 22 6723 8000/8001
Fax. : 022 6723 8010